



PlaneSeries | Outline Seats and Benches




OS11x17 SS / Cedar



OB17 SS / Cedar



OS11x17



OS14x17A



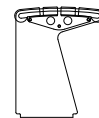
OB17

Specification Options

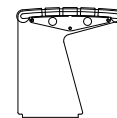
Fabrication Material	<input type="checkbox"/> Steel	<input type="checkbox"/> Stainless Steel	<input type="checkbox"/> Aluminum
Powder Coat Colors	<input type="checkbox"/> Brown	<input type="checkbox"/> Green	<input type="checkbox"/> Charcoal
<input type="checkbox"/> Standard Gloss	<input type="checkbox"/> Clear Coat	<input type="checkbox"/> Custom Color	<input type="checkbox"/> Red
HDPE Colors	<input type="checkbox"/> Gray	<input type="checkbox"/> Cedar	<input type="checkbox"/> Weathered
<input type="checkbox"/> Custom	<input type="checkbox"/> 48" Seat	<input type="checkbox"/> 48" Bench	<input type="checkbox"/> 60" Bench
Options	<input type="checkbox"/> Arm	<input type="checkbox"/> Sleep Stopper	<input type="checkbox"/> 60" Seat
<input type="checkbox"/> Custom Length	<input type="checkbox"/> 72" Seat	<input type="checkbox"/> 72" Bench	
Installation Option	<input type="checkbox"/> Surface Mount	<input type="checkbox"/> Embedded	
Other Options	<input type="checkbox"/> Link Kit	<input type="checkbox"/> Mount Hardware Kit	



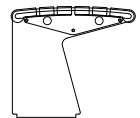
OB11



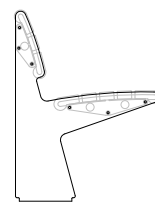
OB14



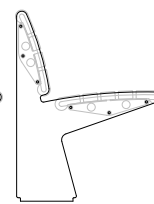
OB17



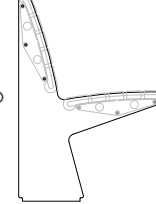
OB20



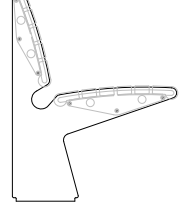
OS11x17



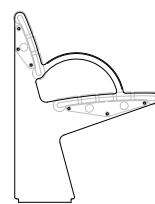
OS14x17



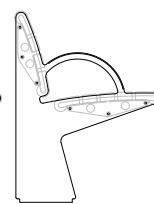
OS17x17



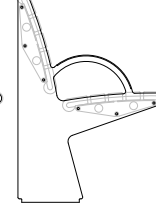
OS17x20-ADA



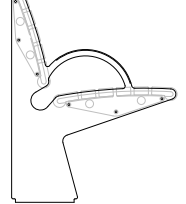
OS11x17A



OS14x17A



OS17x17A



OS17x20A-ADA

** All Seat and back platforms are curved.